

# KINTSUGI

12 colours - 2 sizes - 1 finish

**Product Type:** Concrete effect tile

**Colours:** Darkness, Fog, Moonlight, Storm, Hibi Darkness, Hibi Fog, Hibi Moonlight, Hibi Storm, Japan Hibi Darkness, Japan Hibi Fog, Japan Hibi Moonlight, Japan Hibi Fog Storm

**Sizes:** 60 x 60, 60 x 120

**Finishes:** Matte



\*hibi darkness

Stone-effect stoneware is the central feature of the **SASSIEPIETRE** collection, in new and unusual finishes, distinguished by dynamic light effects. From the agglomerated stone family, **SASSIEPIETRE** is a collection characterised by the intrusion of elements of various origins, cemented by limestone material and demonstrating impressive depth and vigour.



## SIZES AND FINISHES

Sizes	Finishes
60 x 60	Matte
60 x 120	Matte



\*hibi fog


# KINTSUGI




Moonlight



Fog



Storm



Darkness




Hibi Moonlight



Hibi Fog




Hibi Storm




Hibi Darkness



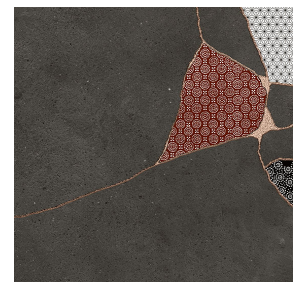
Japan Hibi Moonlight



Japan Hibi Fog



Japan Hibi Storm



Japan Hibi Darkness

# KINTSUGI

## TEHCNICAL SPECIFICATIONS

### Technical characteristics

Frost Resistance (iso 10545-12)	Yes
Slip resistance (BCRA)	Naturale Dry: >0,40 Wet: >0,40
Din en 16165:2021 Annex B Din en 16165:2021 Annex A	Naturale R9 A+B
Din en 16165:2021 Annex B Din en 16165:2021 Annex A	Naturale R11 A+B

DCOF AcuTest ANSI A326.3      Naturale Wet >0.42



\*hibi storm